

Software Submission Tools

Cheat Sheet

Introduction

This is where the rubber meets the road. Submission TIME! It's time to start having software directories feeding you with their precious link juice and see your sites soar to #1 on the search engines.

To do this quickly and easily, you need to leverage on software submitters. There are several such submitters out there, I'll show you the step-by-step procedure for 2 software submitters I'm using. As for the other softwares, they are decent but do require manual submissions, which take too much time.

If you're submitting softwares for the sole purpose of getting good backlinks from software directories, PADExpress and Advanced Bulk PAD Submitter would do the job perfectly!

How To *Submit* Your Software Using PADExpress (recommended)

Step 1: Go to <http://www.dummysoftware.com/padexpress.html> and purchase PADExpress. If you intend to submit lots of different softwares for many sites that you're building links for, you need to purchase the Master Edition.

Why? Master License offers **unlimited** PAD submission whereas the other editions have restrictions on the number of PAD files you can submit. Without unlimited PAD submission, you be restricted to submitting that same few PAD files again and again... which helps little in SEO.

I understand the price tag is pretty steep. If you have a ShareASale account, you can attempt to buy through your affiliate link. Otherwise, if price is still an issue, consider the 2nd software - Advanced Bulk PAD Submitter.

Master Edition \$124.95

The Master License allows unlimited PAD submission for commercial purposes by businesses. This license includes:

- Unlimited time usage of software.
- All PAD sites activated.
- Unlimited number of PAD files may be submitted.
- Submission of PAD files used for commercial purposes.
- Submission of PAD files belonging to other businesses and clients.

Note: Master Edition allows you to install PADExpress up to 10 computers. You can dedicate one computer to do all your submissions while you do your work on another computer.

PADExpress submits successfully to over 110 sites. **The software will actually crawl and attempt to submit to about 1,000 sites**, which give the potential to achieve a much higher success rate

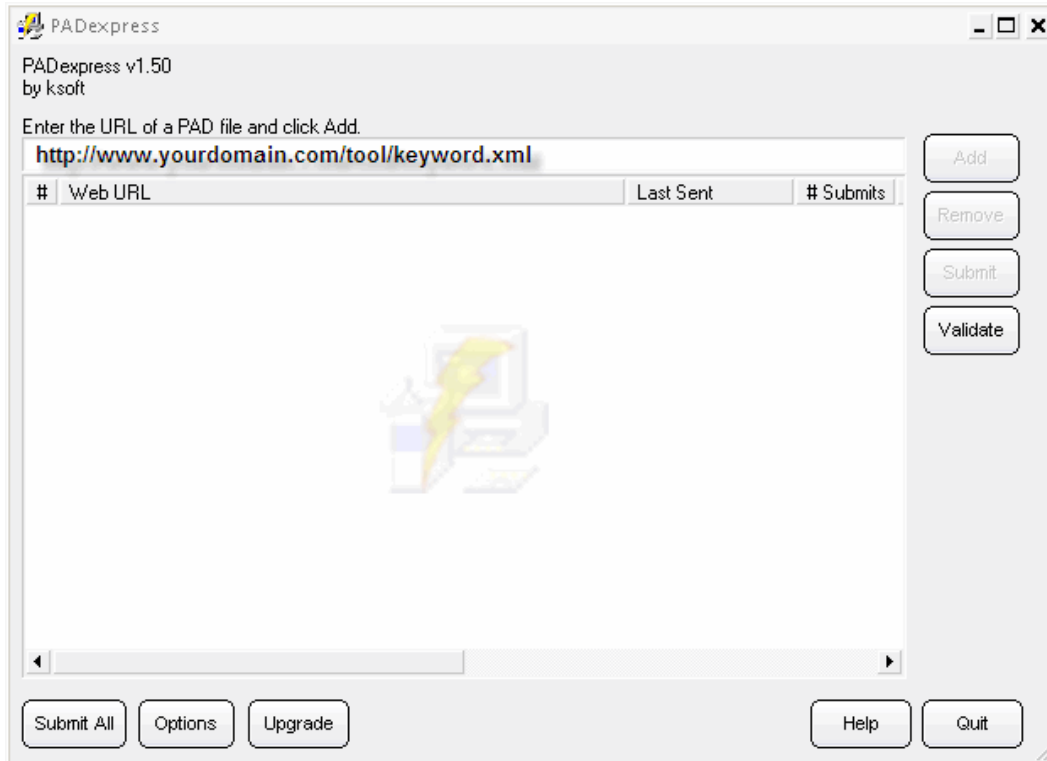
Copyrights © RankBoosterX.com

Please refer to the videos for more detailed step-by-step information

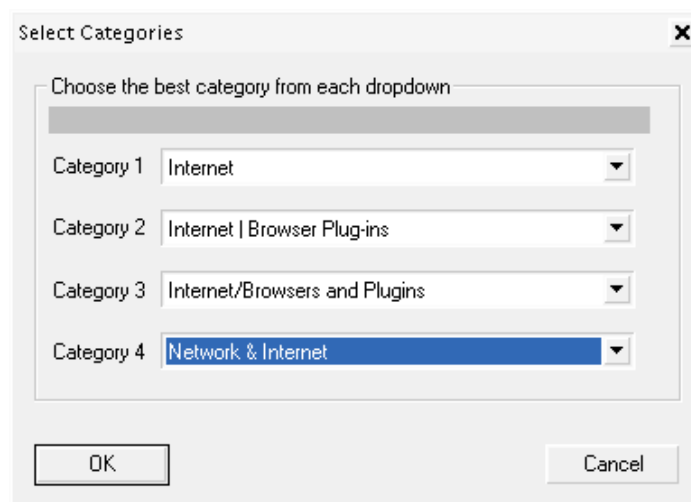
<http://www.RankBoosterX.com>

for submission, depending on your PAD file. Out of the 1,000 sites, those which support the Fast-PAD format will be successfully submitted with the software, which typically average around 110, although sometimes much more depending on the PAD file quality.

Step 2: Enter the URL where you have uploaded your PAD XML file to and click ADD.



Step 3: You can use the below settings if you're submitting an Internet Explorer browser toolbar. For other softwares, choose the best category from each dropdown.



<http://www.RankBoosterX.com>

Step 4: Click on “OK” followed by Submit. It will take between 40 to 60 minutes. Repeat Steps 1 to 4 for your other softwares.

How To *Submit* Your Software Using Advanced Bulk PAD Submitter (recommended)

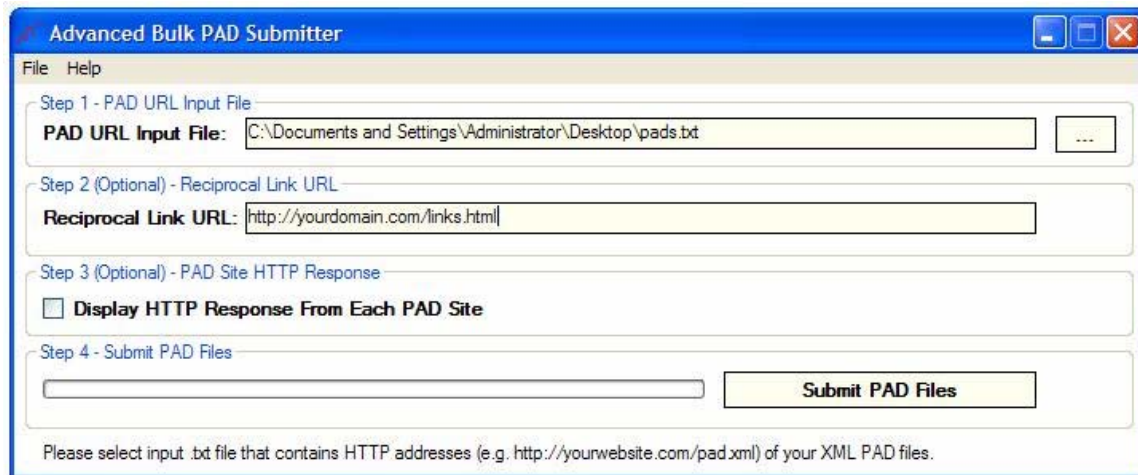
Instructions: Go to

http://www.advancedreliablesoftware.com/advanced_bulk_pad_submitter.html and download your FREE trial of Advanced Bulk PAD Submitter.

Advanced Bulk PAD Submitter paid edition costs **only \$9.95**, the most affordable software submitter online that submits to over 400 software directories.

The software also allows you to import other software directories (but only those that support PAD XML format).

The interface is clean and pretty straightforward.



The screenshot shows the 'Advanced Bulk PAD Submitter' application window. It has a blue title bar and a menu bar with 'File' and 'Help'. The interface is divided into four steps:

- Step 1 - PAD URL Input File:** A text box labeled 'PAD URL Input File:' contains the path 'C:\Documents and Settings\Administrator\Desktop\pads.txt'. A browse button (three dots) is to the right.
- Step 2 (Optional) - Reciprocal Link URL:** A text box labeled 'Reciprocal Link URL:' contains the URL 'http://yourdomain.com/links.html'.
- Step 3 (Optional) - PAD Site HTTP Response:** A checkbox labeled 'Display HTTP Response From Each PAD Site' is currently unchecked.
- Step 4 - Submit PAD Files:** A large empty text box is on the left, and a 'Submit PAD Files' button is on the right.

At the bottom of the window, a note reads: 'Please select input .txt file that contains HTTP addresses (e.g. http://yourwebsite.com/pad.xml) of your XML PAD files.'

You can find detailed instructions on how to submit at

http://www.advancedreliablesoftware.com/user_guides/advanced_bulk_pad_submitter.pdf

Other Software Submitters

1. GSA Auto SoftSubmit

<http://www.gsa-online.de/eng/softsubmit.html>



GSA Auto SoftSubmit is a piece of robust software that integrates the PAD Creator and submission functions together. It also allows you to submit to directories that require the CAPTCHA code (where you have to key in yourself manually). This definitely pushes your software to more software directories.

The downside is that this is an expensive piece of software. A lifetime license costs \$474. In my opinion, PADExpress does fine. If you like to compare it with PADExpress, download a trial copy of GSA Auto SoftSubmit and test it out yourself.

Download your trial copy at
<http://www.gsa-online.de/eng/softsubmit.html>

2. PAD Add

<http://www.padadd.com>



Very similar to PADExpress or Advanced Bulk PAD Submitter. You can download your trial copy at
<http://www.padadd.com/padadd.zip>

A rather expensive piece of software which requires you to renew your license to continue using!

Unnecessary cost, stick with PADExpress or Advanced Bulk PAD Submitter and you be fine.

3. Software Submission Service

<http://www.softwaresubmit.net/>

Software Submit
PLATINUM
manual submission
to **1250+** sites

\$189⁹⁰ ONE TIME*

* one time submission of one software application

At \$189.00, it only allows you to submit one software.

You can purchase PADExpress Master License and still have spare change to go get a good meal.

Avoid such software submission services!

Copyrights © RankBoosterX.com
the videos for more detailed step-by-step information

<http://www.RankBoosterX.com>

Don't waste your money on them!

Copyrights © RankBoosterX.com
Please refer to the videos for more detailed step-by-step information